

# Coon Lake Improvement District

## Welcome to the 2017 Annual Meeting

# 2017 CLID Annual Meeting Agenda

- **CLID director and candidate introductions**
- **Obtain Ballot and Vote for Directors**
- **Discuss opportunities for getting involved in CLID**
- **Review and Discuss 2017 & 2018 Lake Plan and progress to goals**
- **Treasurer's report and proposed 2018 budget**
- **Vote on proposed 2018 budget and assessment**
- **Open discussion of other lake issues**

# Meet CLID directors & candidate

- Mike Bury, current chair – term ends 2017
- Al Beck, first vice chair – term ends 2017
- Arlan Mercil, second vice chair – term ends 2019
- Steve Olson, secretary – term ends 2019
- Bob Czeck, treasurer – term ends 2018

Candidates for the Three year open director positions:

Ken Johnson

Al Beck

Candidates for the Two year open director positions:

Mike Bury

# Areas to get involved

- CLID/CLIA Lake Vegetation Management committee
  - DNR liaison, permit applications
  - Map and survey data management & updates
  - Request for proposals
- Spotter teams
  - AIS Assessment
- CLID Communication/publication committee
  - Website
  - Updates for CLIA newsletter and other publications
- CLID Finance/fund raising committee
  - Investigate and apply for grants
- CLID board member
- CLIA board and committees
  - Legislative action committee

**CLID can use more hands and heads**

# Lake Plan Update

Goal: Reduce invasive species infestation to less than 5% of Coon Lakes area.

# Treatment Summary

	2009	2010	2011	2012
CLP Requested		125.5 Acres	54 Acres	137 Acres
CLP Treated		78.5 Acres	54 Acres	136 Acres
EWM Requested		143 Acres	106 Acres	116 Acres
EWM Treated	73 Acres	53 Acres	42 Acres	116 Acres
Cost	\$ 26,681	\$ 38,964	\$ 28,266	\$ 47,228
Grants		\$ 22,800	\$ 17,537	\$ 37,875
<b>Net Cost</b>	<b>\$ 26,681</b>	<b>\$ 16,164</b>	<b>\$ 10,729</b>	<b>\$ 9,353</b>
Assessment Fee	<b>\$300</b>	<b>\$300</b>	<b>\$150</b>	<b>\$25</b>

# Treatment Summary

	2013	2014	2015	2016
CLP Requested	35 Acres	5 Acres	21.85 Acres	25.3 Acres
CLP Treated	35 Acres	0 Acres	21.85 Acres	25.3 Acres
EWM Requested	16 Acres	10 Acres	23.10 Acres	112.5 Acres
EWM Treated	16 Acres	10 Acres	26.40 Acres	111.1 Acres
Cost	\$ 14,582	\$ 2,241	\$ 15,995	\$ 45,270.16
Grants	\$ 5,070	\$ 1,000	\$ 12,200	\$ 4,999.00
<b>Net Cost</b>	<b>\$ 9,512</b>	<b>\$ 1,241</b>	<b>\$ 3,795</b>	<b>\$ 40,271.16</b>
Assessment Fee	<b>\$25</b>	<b>\$25</b>	<b>\$25</b>	<b>\$25</b>

# Treatment Summary

	2017	2018	2019	2020
CLP Requested	43 Acres			
CLP Treated	43 Acres			
EWM Requested	29.8 Acres			
EWM Treated	29.8 Acres			
Cost	\$ 25,156			
Grants	Up to \$5,000			
<b>Net Cost</b>	<b>\$20,156 - 25,156</b>			
Assessment Fee	\$25			

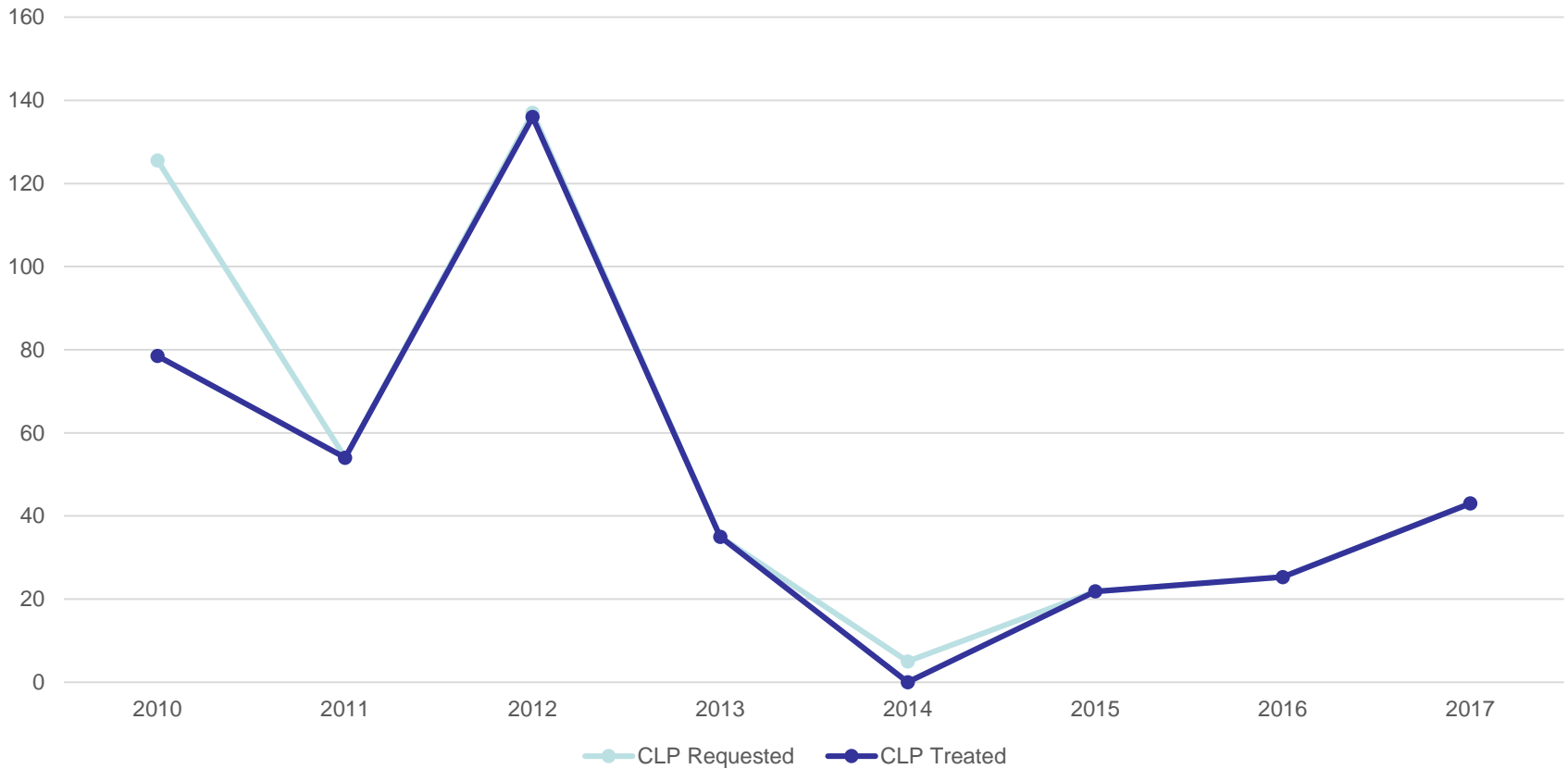


# CLP Treatment

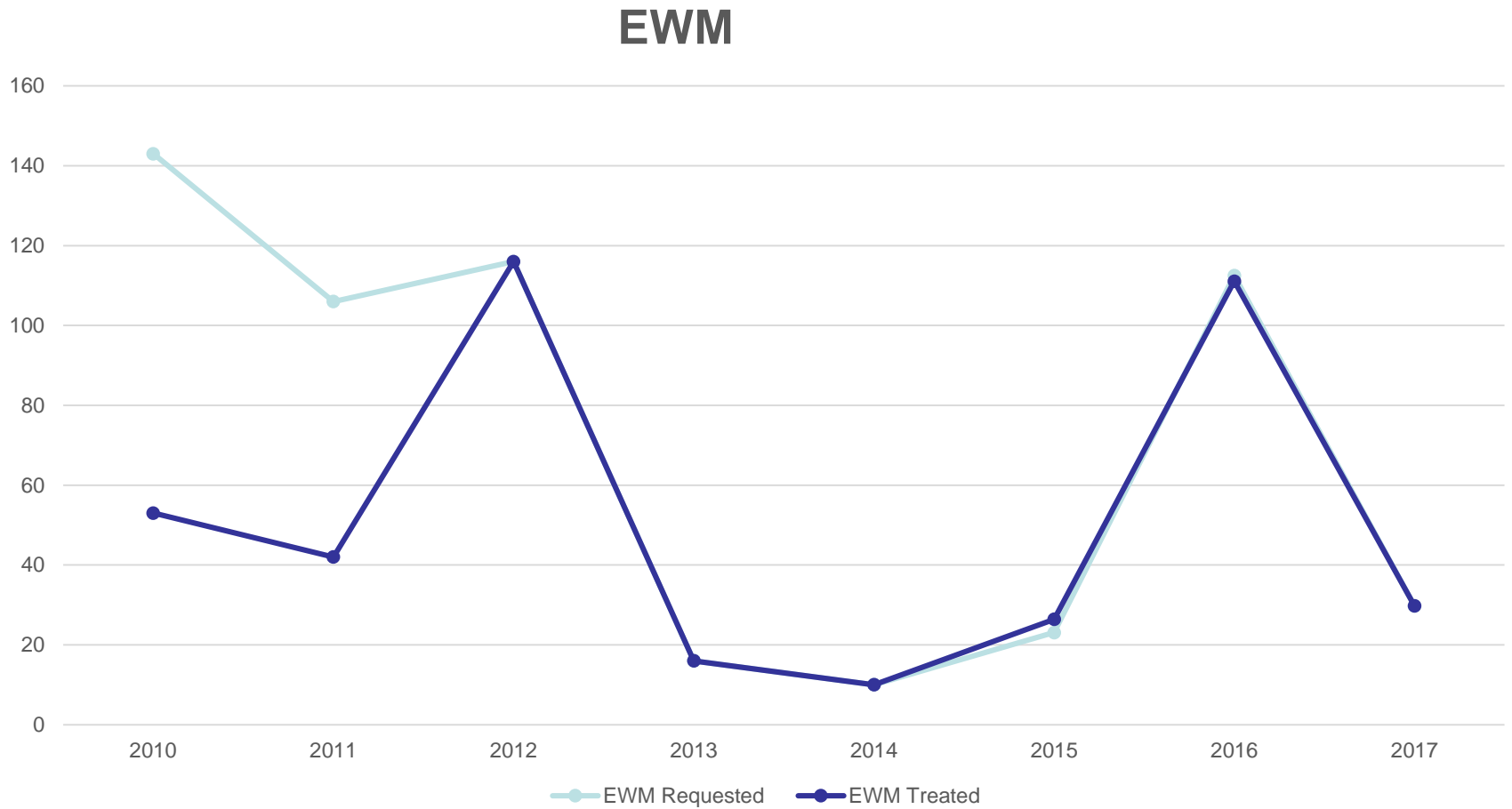
Started in 2010

2014 the water temperature was too warm to treat

## CLP



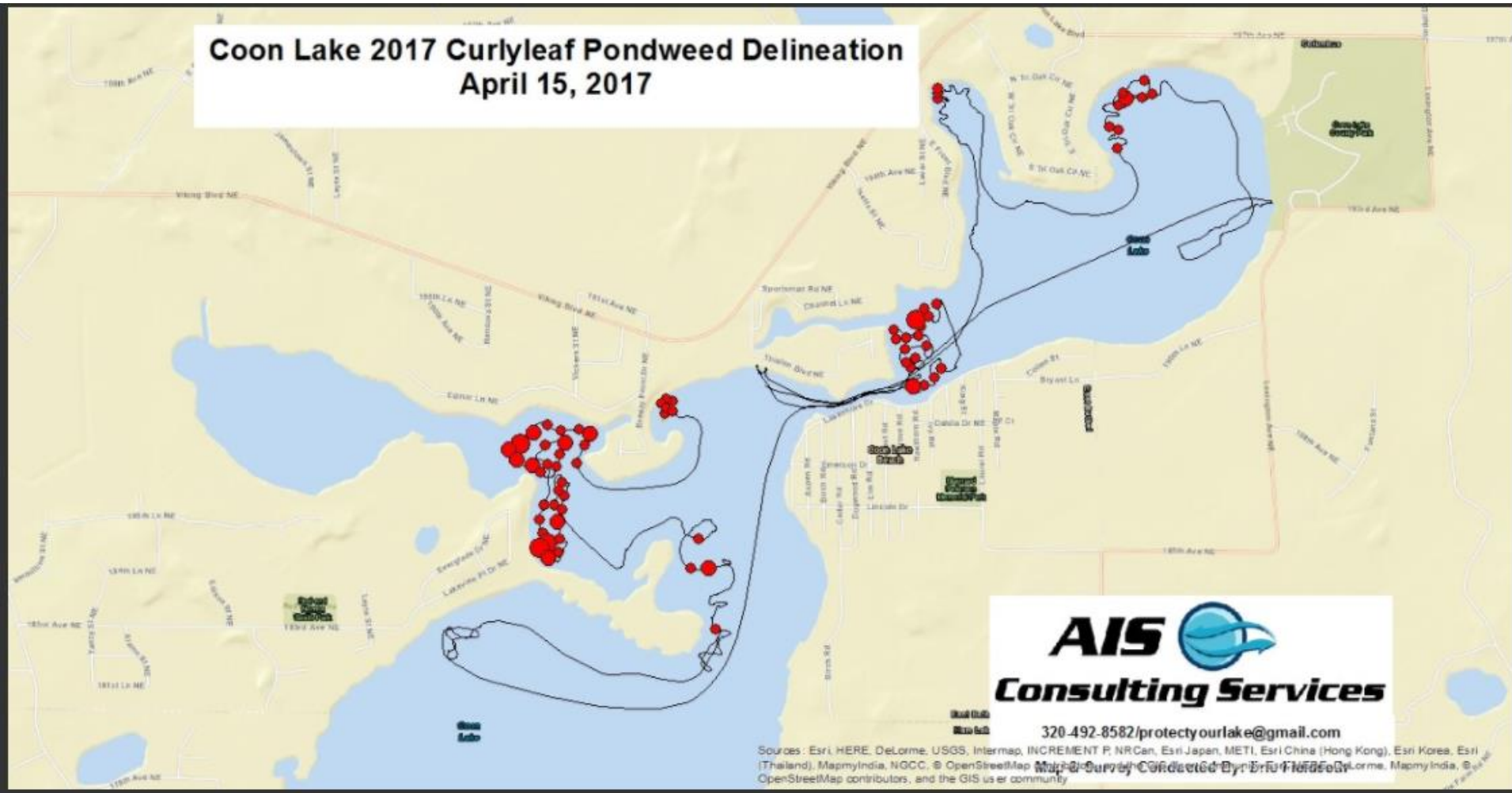
# EWM Treatment



# Progress

- CLP treatment was completed in April.
- EWM treatment was completed in June
- Water clarity on the lake is better.
- CLID “MAY” be able to get Anoka County grant for AIS reimbursement for both CLP and EWM treatments in 2017.

# Coon Lake 2017 Curlyleaf Pondweed Delineation April 15, 2017



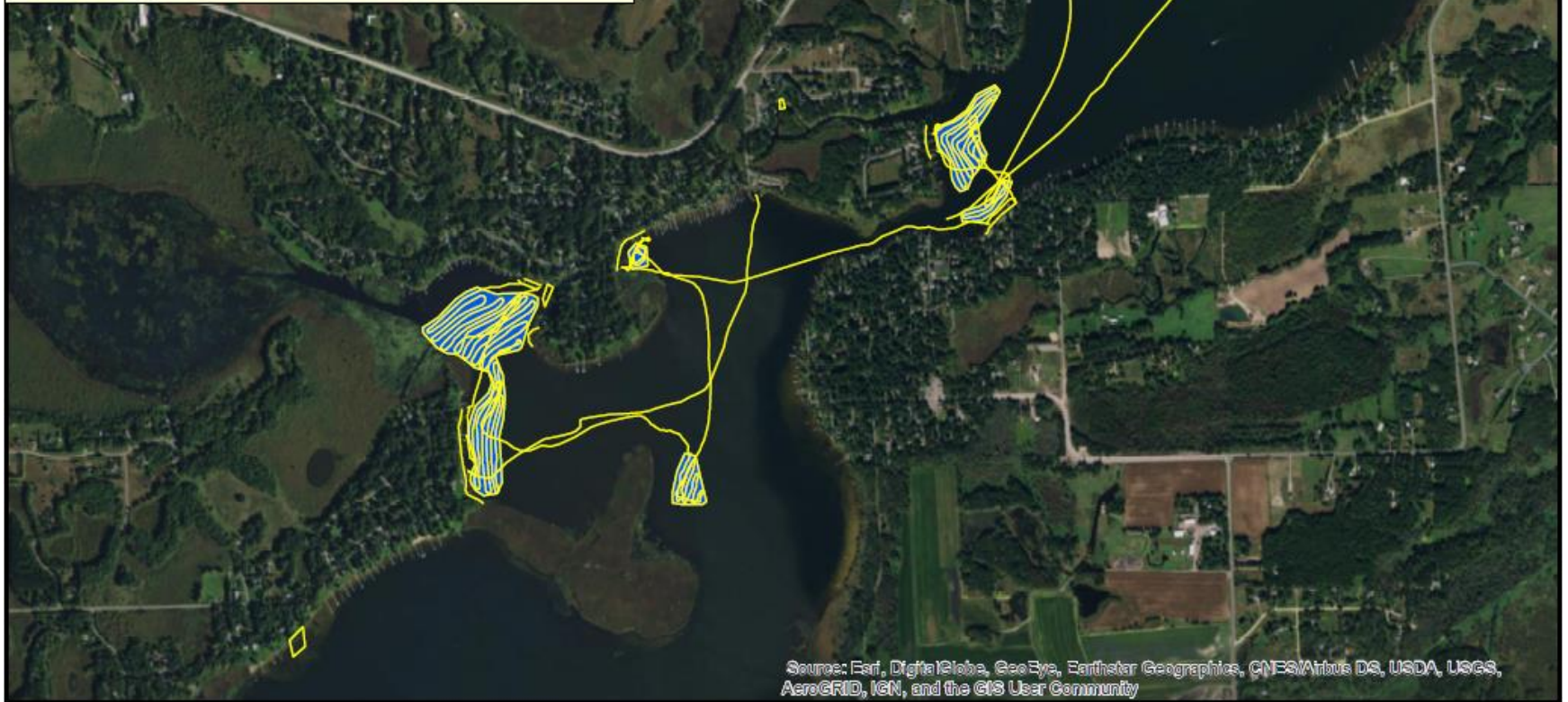
320-492-8582/protectourlake@gmail.com

Sources: Esri, HERE, DeLorme, USGS, Intermap, INCREMENT P, NRCan, Esri Japan, METI, Esri China (Hong Kong), Esri Korea, Esri (Thailand), MapmyIndia, NGCC, © OpenStreetMap contributors, and the GIS user community

# Legend

Coon Lake Treatment Track 4-28-17

Coon\_Lake\_2017\_CLP\_Sites



Sources: Esri, DigitalGlobe, GeoEye, Earthstar Geographics, CNES/Airbus DS, USDA, USGS, AeroGRID, IGN, and the GIS User Community

0 500 1,000 2,000 3,000 4,000  
Feet

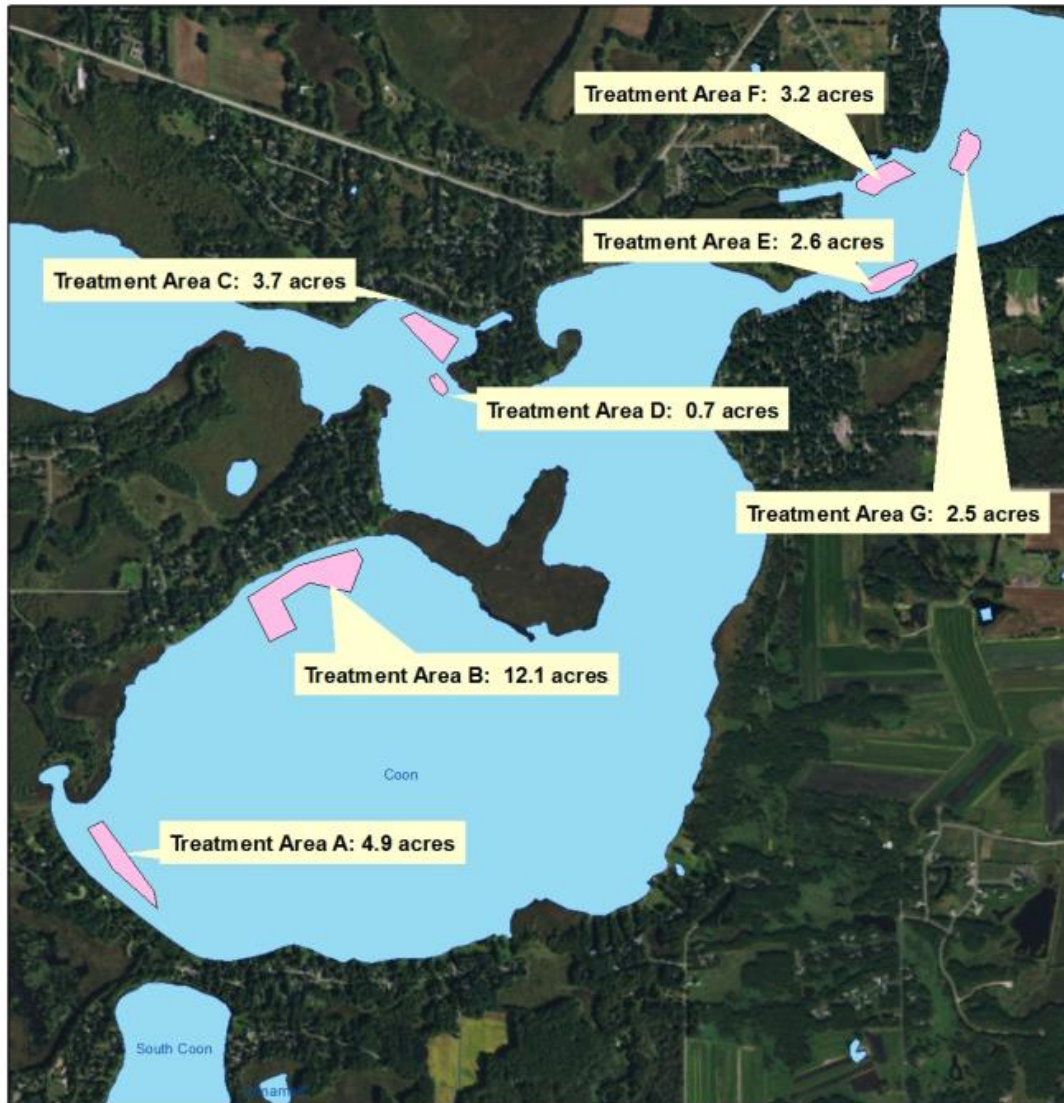
**2017 CLP Treatment**  
**Coon Lake, Anoka County**  
**Treat Date: 4-28-2017    Acres: 43**

**PLM** Lake & Land  
Management Corp.

PHONE: 218-270-3338  
FAX: 866-527-6399

EMAIL: [servicemw@plmcorp.net](mailto:servicemw@plmcorp.net)  
WEBSITE: [www.plmcorp.net](http://www.plmcorp.net)

# Coon Lake EWM Approved Treatment Map 2017




Zoomed to Lake Boundary

## Legend

 Approved EWM Treatment Areas = 29.8 acres



# Legend

 Coon EWM Treatment Track 6-26-17

 2017 Cook Lake EWM Treatment Areas



0 625 1,250 2,500 3,750 5,000  
Feet

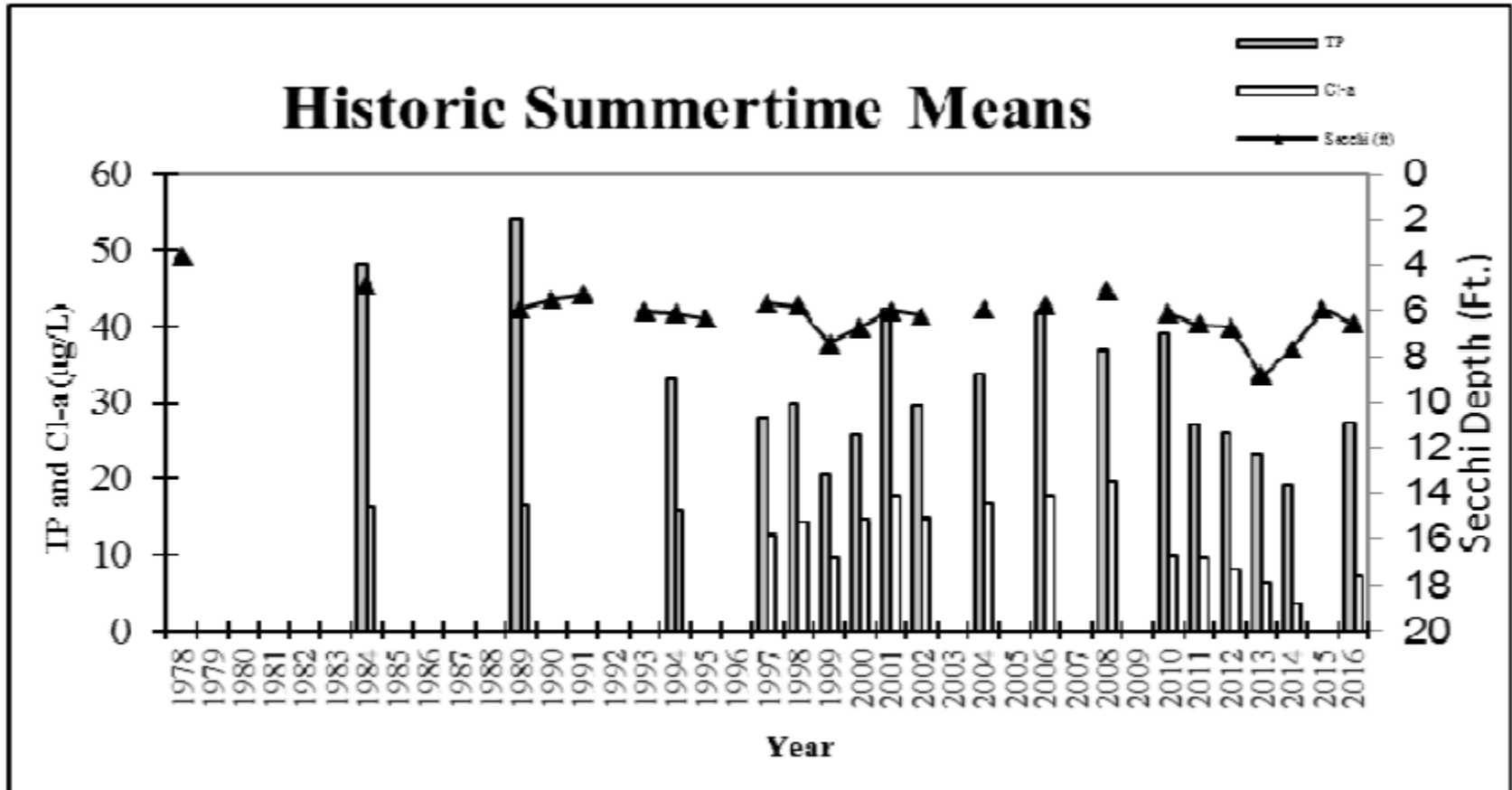
**2017 EWM Treatment**  
**Coon Lake, Anoka County**  
**Treat Date: 6-27-17      Acres: 29.8**

**PLM** Lake & Land  
Management Corp.

PHONE: 218-270-3338  
FAX: 866-527-6399

EMAIL: [servicemw@plmcorp.net](mailto:servicemw@plmcorp.net)  
WEBSITE: [www.plmcorp.net](http://www.plmcorp.net)

# Coon Lake East Bay Water Quality Results



## EAST BAY Coon Lake

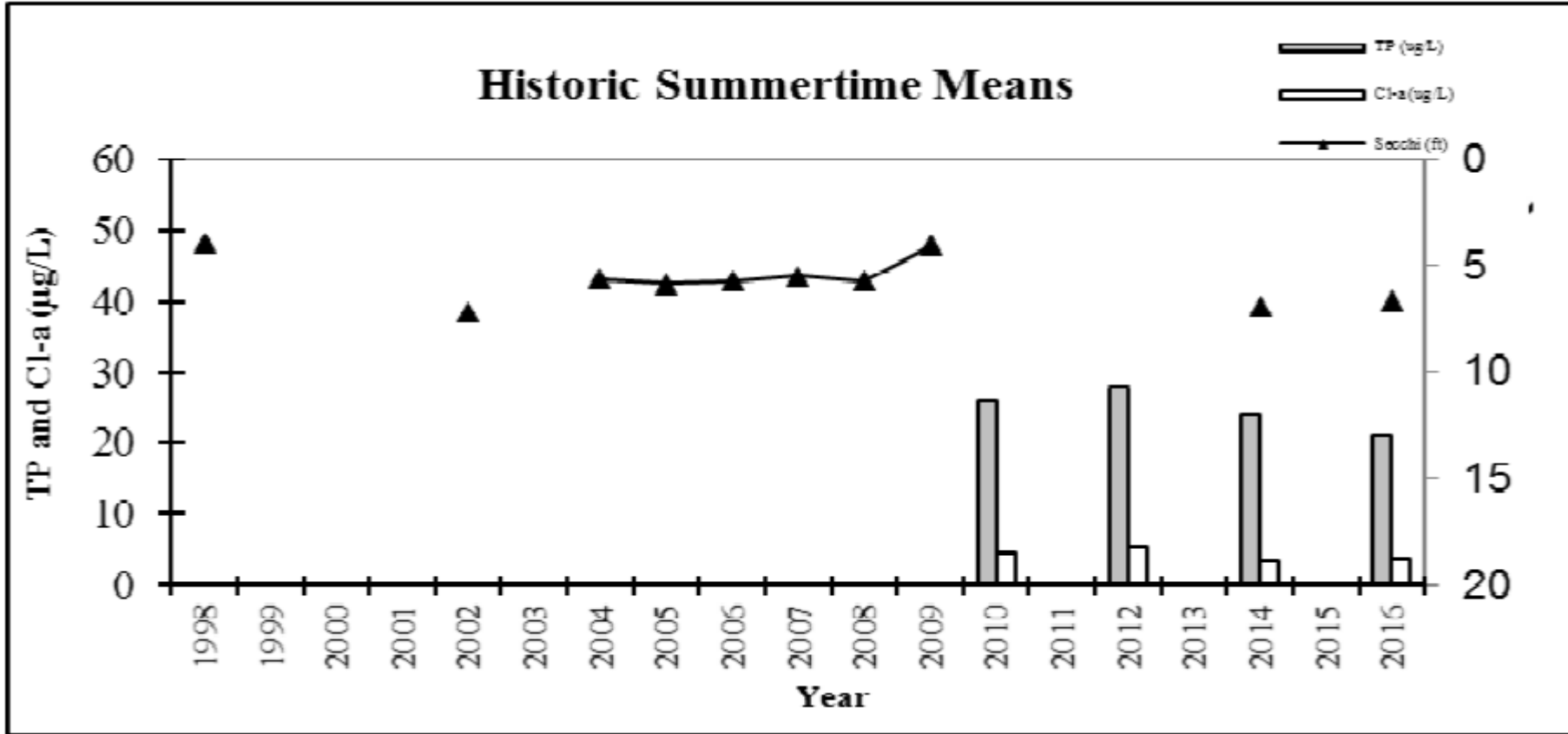
**Parameters shown:** total phosphorus (TP), chlorophyll-a (Cl-a) and Secchi transparency.

**Note:** trend for phosphorus and chlorophyll-a is more consistent/noticeable than for transparency.

**Trend:** Improving



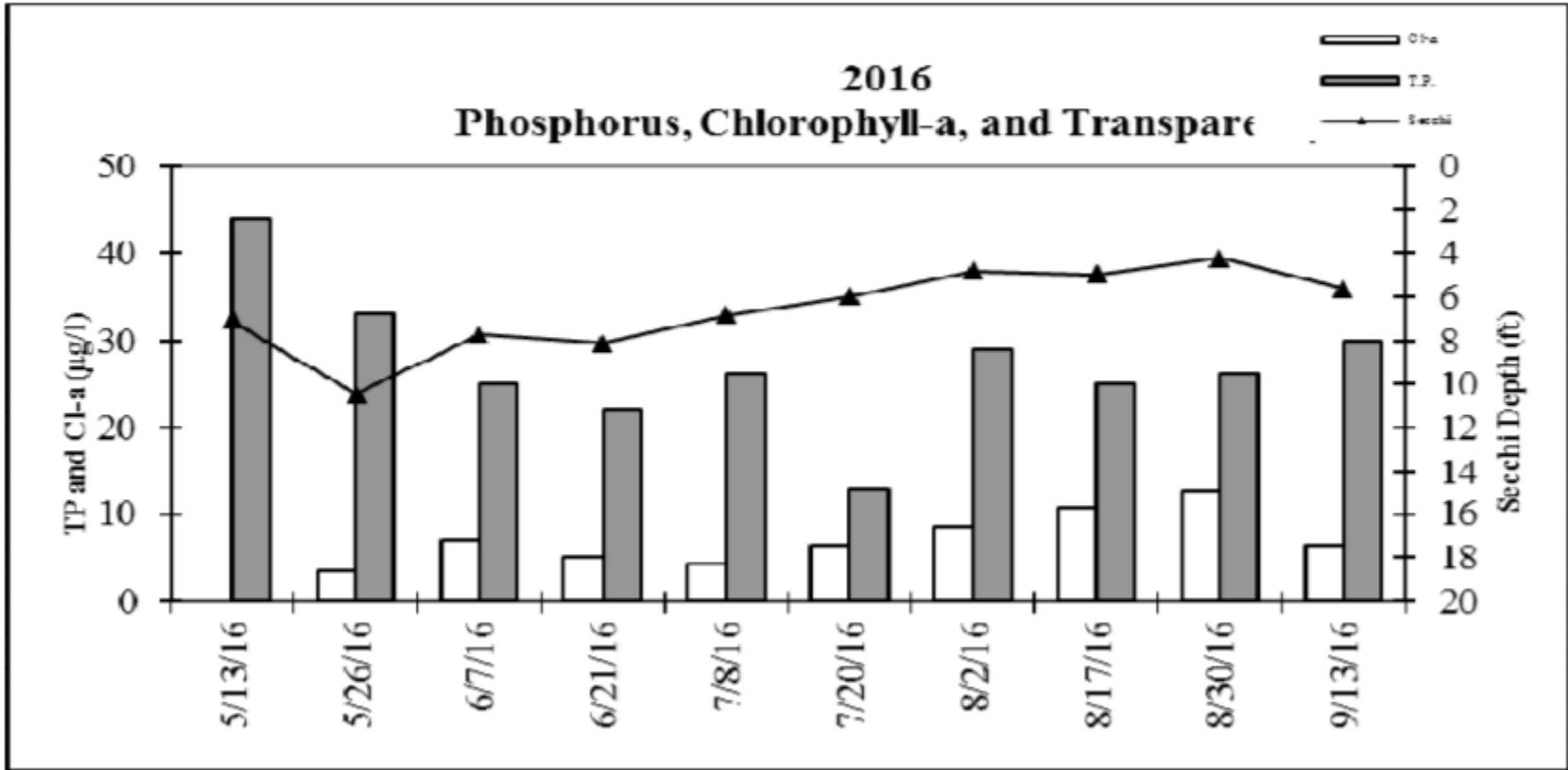
# Coon Lake West Bay Water Quality Results



## WEST BAY Coon Lake

Parameters shown: total phosphorus (TP), chlorophyll-a (Cl-a) and Secchi transparency.

# 2016 Water Quality Results- East Bay



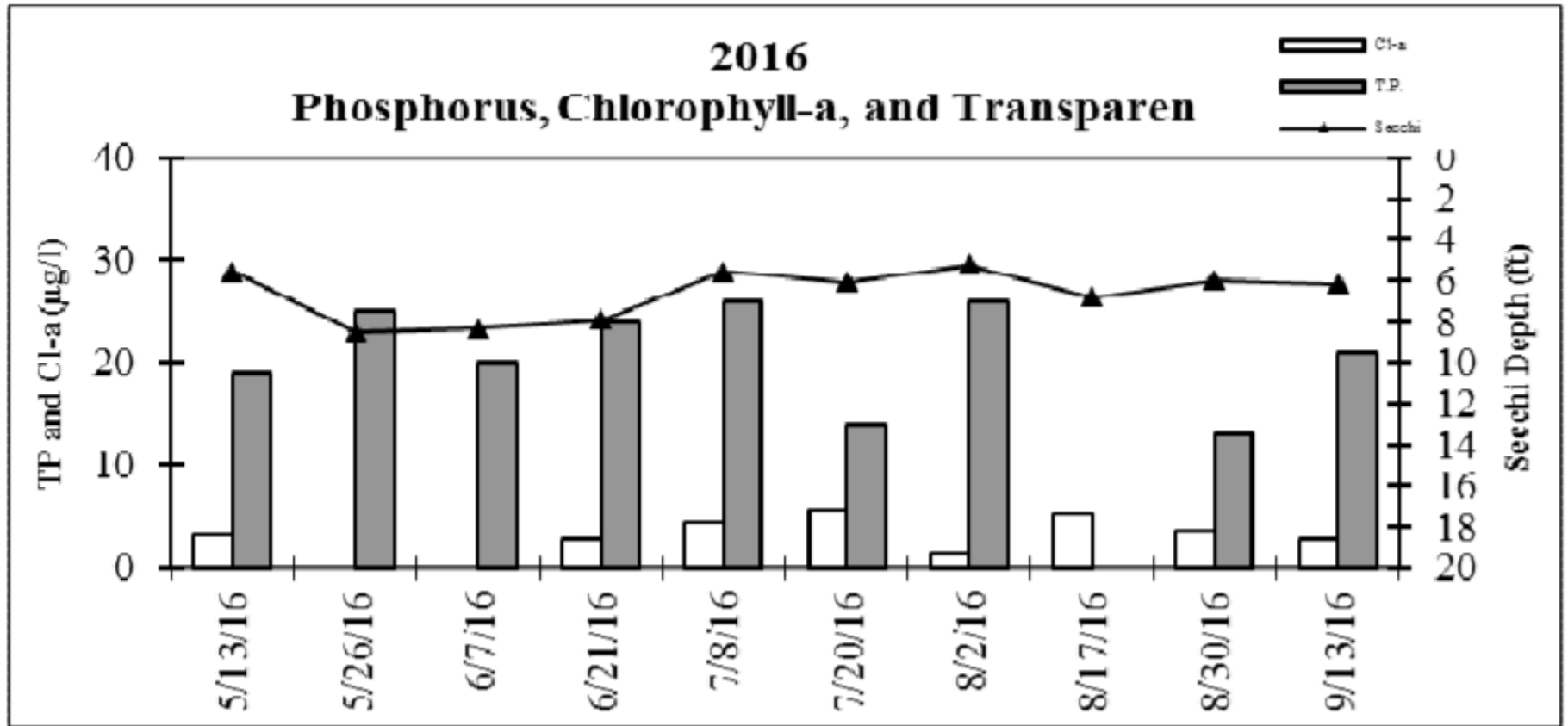
## EAST BAY Coon Lake

**Parameters shown:** total phosphorus (TP), chlorophyll-a (Cl-a) and Secchi transparency.

**Note:** trend for phosphorus and chlorophyll-a is more consistent/noticeable than for transparency.

**Trend:** Improving

## 2016 Water Quality Results- West Bay



# Proposed 2018 Plan

- Continue the early spring treatment of CLP.
- Continue EWM treatments in June.

**Can't count on grants in 2018.**

# Proposed 2018 Lake Treatment Plan

2018	
Permit Applications by January 2018	
April or early May CLP treatment, 50 Acres	\$15,000
EWM Treatment early June, 50 Acres	\$20,000
New Transect survey or AIS delineation	\$5,000
<b>Total</b>	<b>\$40,000</b>

# Treasurer's Report

Special Report:

July 13, 2017

	Last years Ending December 31, 2016	Current Month 2017 YEAR to Date
<b>INCOME</b>		
Donations	\$34.30	\$0.00
Interest / Dividend Income **	\$1,327.28	\$1,282.06
Property Tax Assessment Receipts	\$11,348.47	\$6,249.74
Grant Income	\$4,999.00	\$0.00
Permit reimbursement	\$0.00	\$0.00
Insurance Dividend	\$265.00	\$444.00
<b>TOTAL INCOME</b>	<b>\$17,974.05</b>	<b>\$7,975.80</b>
	0 YEAR to Date	Current Month 2017 YEAR to Date
<b>EXPENSE</b>		
Printing, Envelopes, & Supplies	-\$223.57	\$0.00
Public Notice Expenses	-\$166.95	\$0.00
Postage & PO Box Expenses	-\$38.00	\$0.00
Insurance - MCIT	-\$1,795.00	-\$1,560.00
Web Expenses	-\$215.99	-\$214.55
DNR Permit Fees	\$0.00	\$0.00
County - Charges for Assessment - other fees	-\$550.01	-\$547.00
Surveys / Monitoring	-\$1,414.98	-\$525.00
Lake treatment Expenses	-\$45,270.16	-\$25,156.31
Assessment Fee Refund to Members	\$0.00	\$0.00
<b>TOTAL EXPENSE</b>	<b>-\$49,674.66</b>	<b>-\$28,002.86</b>
<b>Current and YTD Monthly Balance</b>	<b>-\$31,700.61</b>	<b>-\$20,027.06</b>
<b>ACTUAL BALANCE</b>	<b>\$264,559.02</b>	<b>\$244,347.85</b>

# Proposed 2018 Budget

<b><u>Expenses:</u></b>	<b><u>Forecast</u></b>
CLP treatment, April or early May, 50 acres	\$15,000
EWM treatment, target early June, 50 acres	\$20,000
Emergency Treatment of CLP and EWM funds	\$85,000
Lake Survey Update	\$5,000
Testing / Training / Equipment	\$2,000
Financial Services	\$550
Insurance	\$2,500
Web site	\$350
Mailings / Postage / Communications	\$1,000
Office Supplies	\$500
Misc	\$1,000
<b>Total Expenses</b>	<b>\$132,900</b>

<b><u>Income:</u></b>	<b><u>Forecast</u></b>
Tax Assessment at \$25 per Household	\$11,175
Interest	\$1,060
Grants	\$0
Other funding	\$0
<b>Total Income</b>	<b>\$12,235</b>

# Coon Lake Improvement District Annual Meeting Motions for 2018

## Motion for Projects over \$5,000.00

\$35,000 for treatment of Eurasian Milfoil and Curly leaf Pondweed in 2018 as part of the Lake Vegetation Management Plan to control invasive species.

Add a option for **Emergency Fund** if evasive funds are not enough.

\$85,000 for Emergency treatment of Eurasian Milfoil and Curly leaf Pondweed in 2018 as part of the Lake Vegetation Management Plan to control invasive species

## Motion for Special Tax Assessment

Continue with the assessment of \$25 for the current property owners of record for a total of \$11,175.

## Motion for the 2018 Proposed Expenses

2018 expenses of \$132,900 including administration potential expenses.



# Open Discussion, Questions