

Coon Lake Improvement District

Welcome to the 2018 Annual Meeting

2018 CLID Annual Meeting Agenda

- **CLID director and candidate introductions**
- **Obtain Ballot and Vote for Directors**
- **Discuss opportunities for getting involved in CLID**
- **Review and Discuss 2018 & 2019 Lake Plan and progress to goals**
- **Treasurer's report and proposed 2019 budget**
- **Vote on proposed 2019 budget and assessment**
- **Open discussion of other lake issues**

Meet CLID directors & candidate

- Al Beck, chair – term ends 2020
- Arlan Mercil, first vice chair – term ends 2019
- Ken Johnson, second vice chair– term ends 2020
- Mike Bury, secretary – term ends 2019
- Bob Czeck, treasurer – term ends 2018

Candidate for the Three year open director positions:

Bob Czeck

Areas to get involved

- CLID/CLIA Lake Vegetation Management committee
 - DNR liaison, permit applications
 - Map and survey data management & updates
 - Request for proposals
- Spotter teams
 - AIS Assessment
- CLID Communication/publication committee
 - Website
 - Updates for CLIA newsletter and other publications
- CLID Finance/fund raising committee
 - Investigate and apply for grants
- CLID board member
- CLIA board and committees
 - Legislative action committee

CLID can use more hands and heads

Lake Plan Update

Goal: Reduce invasive species infestation to less than 5% of Coon Lakes area.

Treatment Summary

Curly Leaf Pondweed (CLP)
Eurasian Water Milfoil (EWM)

	2009	2010	2011	2012
CLP Requested		125.5 Acres	54 Acres	137 Acres
CLP Treated		78.5 Acres	54 Acres	136 Acres
EWM Requested		143 Acres	106 Acres	116 Acres
EWM Treated	73 Acres	53 Acres	42 Acres	116 Acres
Cost	\$ 26,681	\$ 38,964	\$ 28,266	\$ 47,228
Grants		\$ 22,800	\$ 17,537	\$ 37,875
Net Cost	\$ 26,681	\$ 16,164	\$ 10,729	\$ 9,353
Assessment Fee	\$300	\$300	\$150	\$25

Treatment Summary

	2013	2014	2015	2016
CLP Requested	35 Acres	5 Acres	21.85 Acres	25.3 Acres
CLP Treated	35 Acres	0 Acres	21.85 Acres	25.3 Acres
EWM Requested	16 Acres	10 Acres	23.10 Acres	112.5 Acres
EWM Treated	16 Acres	10 Acres	26.40 Acres	111.1 Acres
Cost	\$ 14,582	\$ 2,241	\$ 15,995	\$ 45,270.16
Grants	\$ 5,070	\$ 1,000	\$ 12,200	\$ 4,999.00
Net Cost	\$ 9,512	\$ 1,241	\$ 3,795	\$ 40,271.16
Assessment Fee	\$25	\$25	\$25	\$25

Treatment Summary

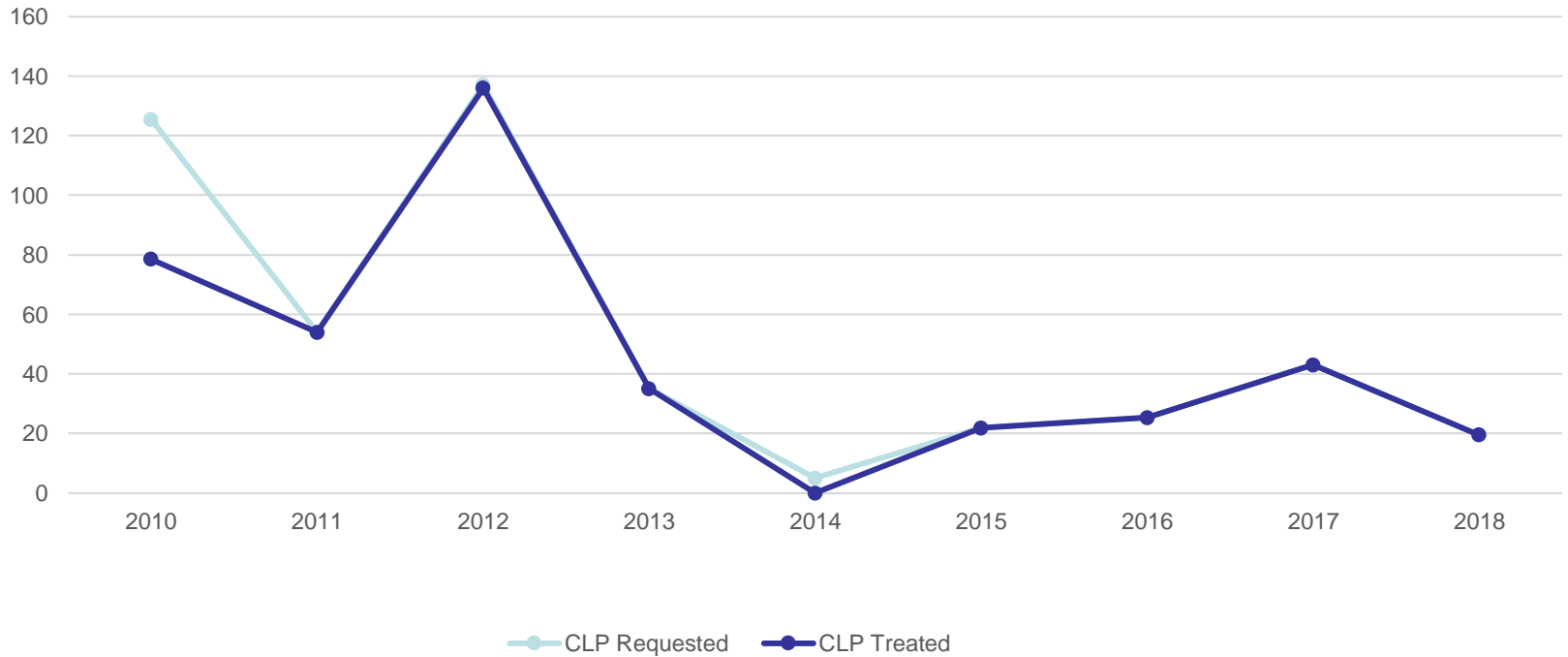
	2017	2018	2019	2020
CLP Requested	43 Acres	19.5		
CLP Treated	43 Acres	19.5		
EWM Requested	29.8 Acres	13.1		
EWM Treated	29.8 Acres	13.1		
Cost	\$ 25,156	\$ 3,642.84		
Grants	\$ 5,000	Up to \$2,732.13		
Net Cost	\$ 20,156			
Assessment Fee	\$25	\$25		

CLP Treatment

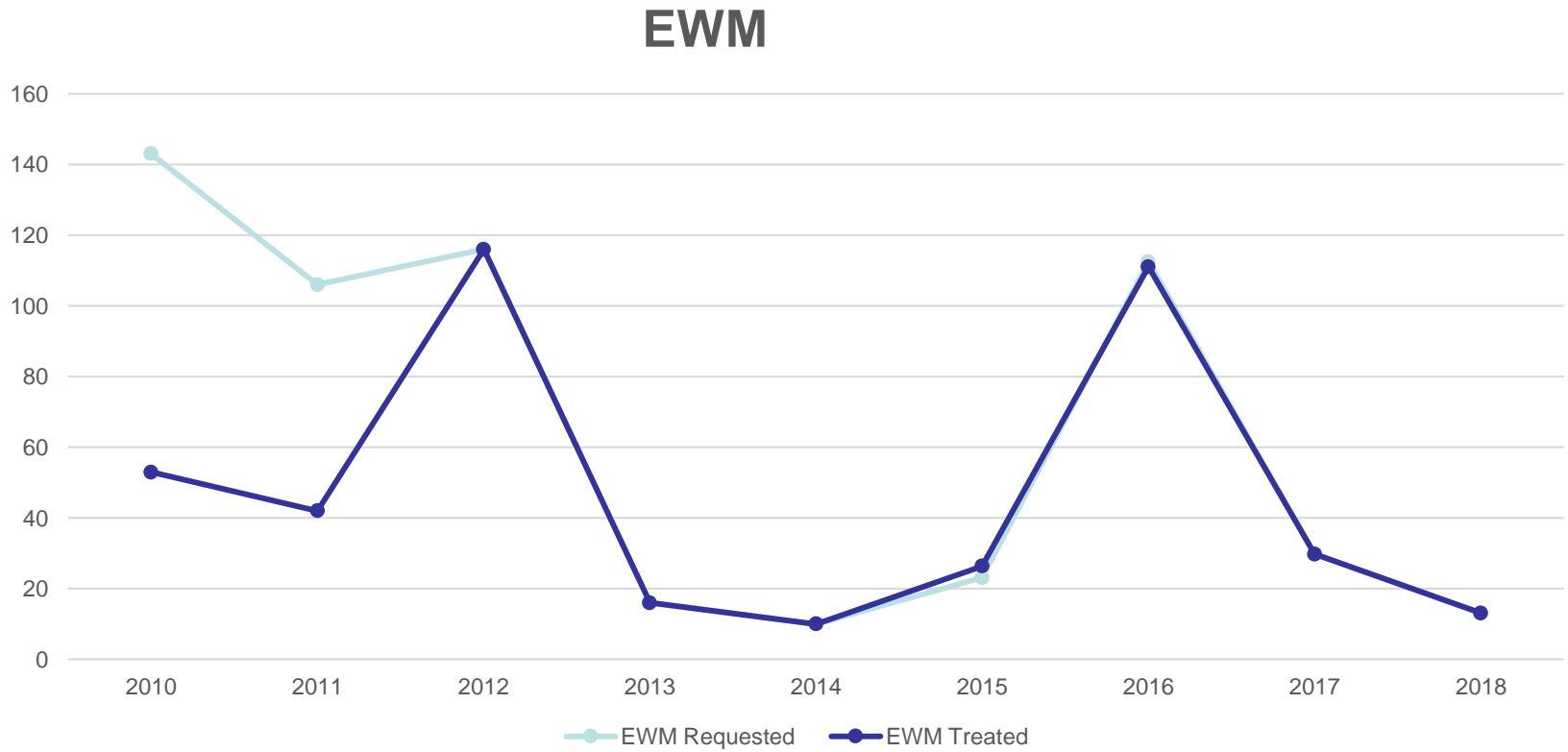
Started in 2010

2014 the water temperature was too warm to treat

CLP



EWM Treatment







Progress

- CLP treatment was completed in May.
- EWM treatment was completed in July
- Water clarity on the lake is better
- CLID “MAY” be able to get Anoka County grant for AIS reimbursement for both CLP and EWM treatments in 2018.

Coon Lake 2018 Curlyleaf Pondweed (CLP) Treatment Areas

CLP Estimated Bed Densities

-  Sparse CLP, covers less than 25% of area
-  Scattered CLP, covers between 25% to 50% of area
-  CLP is common, covers between 50% to 75% of area
-  CLP is dominant, covers between 75% to 100% of area

Total Acres: 19.5

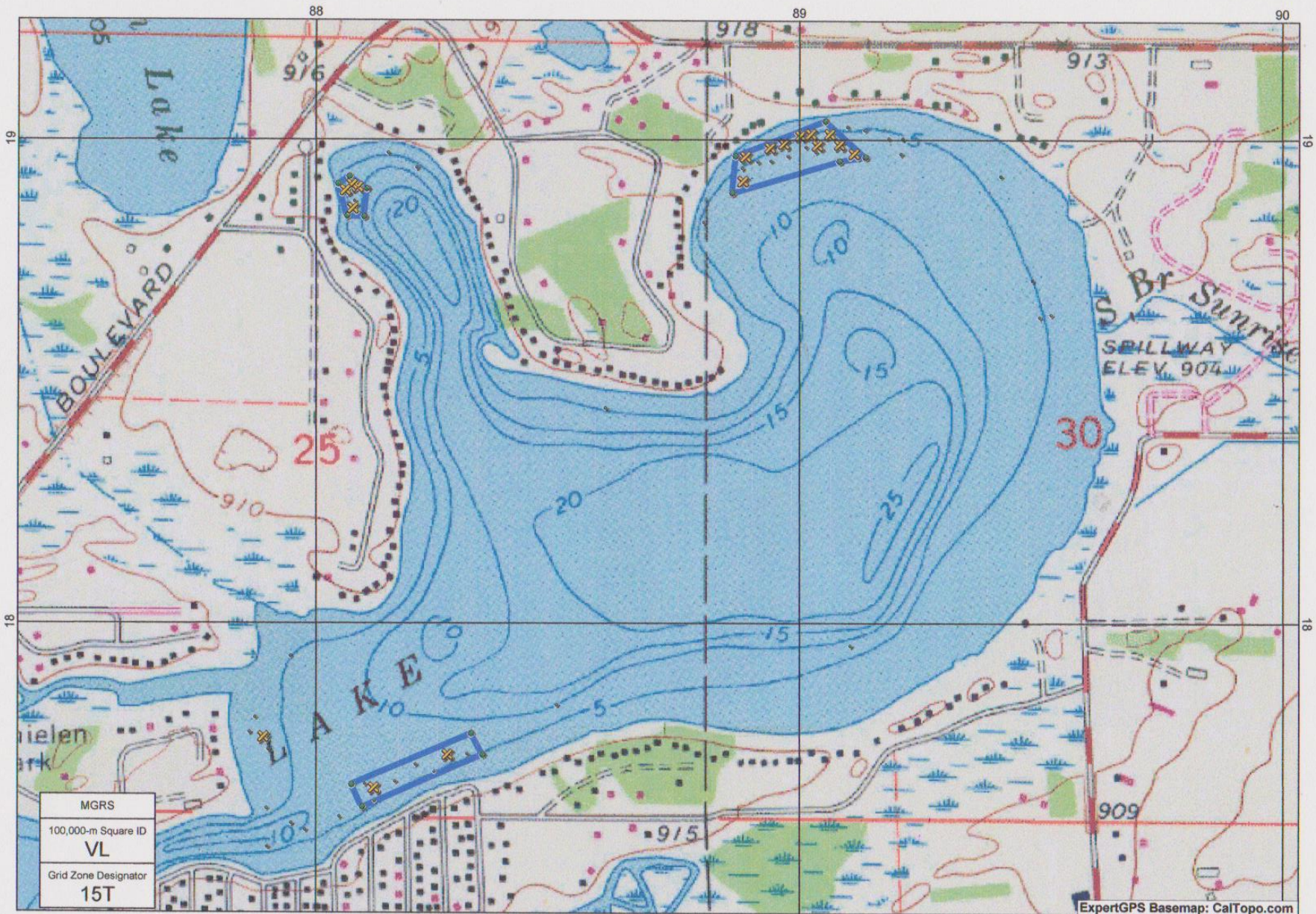
4.8 acres, 4.3 ft. avg. depth

2.1 acres, 6.5 ft. avg. depth

8 acres, 4.6 ft. avg. depth

4.6 acres, 6.3 ft. avg. depth

Sources: Esri, HERE, DeLorme, USGS, Intermap, INCREMENT P, NRCan, Esri Japan, METI, Esri China (Hong Kong), Esri Korea, Esri (Thailand), MapmyIndia, NGCC, © OpenStreetMap contributors, and the GIS User Community, Esri, HERE, DeLorme, MapmyIndia, © OpenStreetMap contributors, and the GIS user community



MGRS
100,000-m Square ID
VL
Grid Zone Designator
15T

500 ft

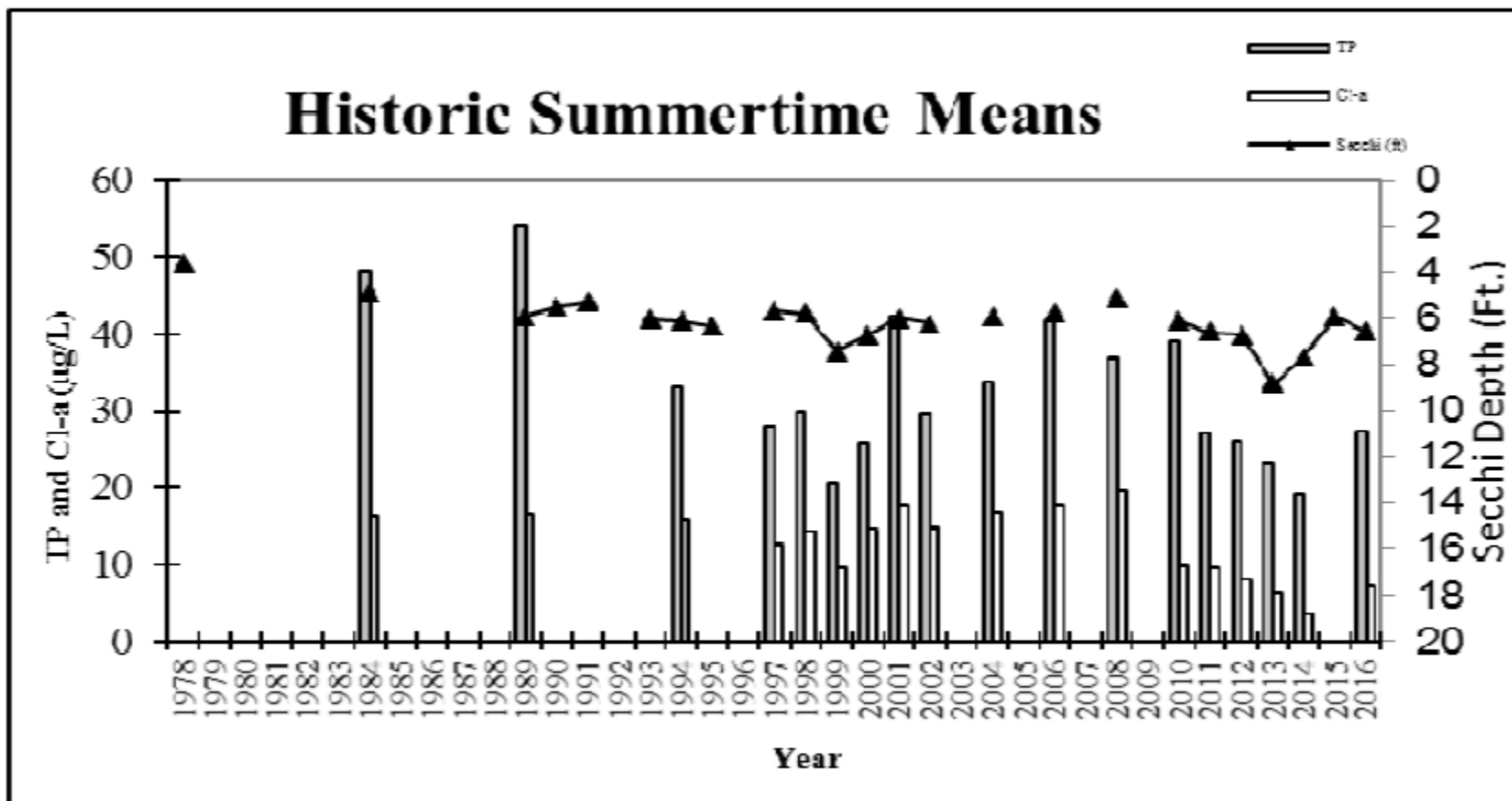
ExpertGPS Basemap: CalTopo.com



MGRS
100,000-m Square ID
VL
Grid Zone Designator
15T

0.25 mi

Coon Lake East Bay Water Quality Results



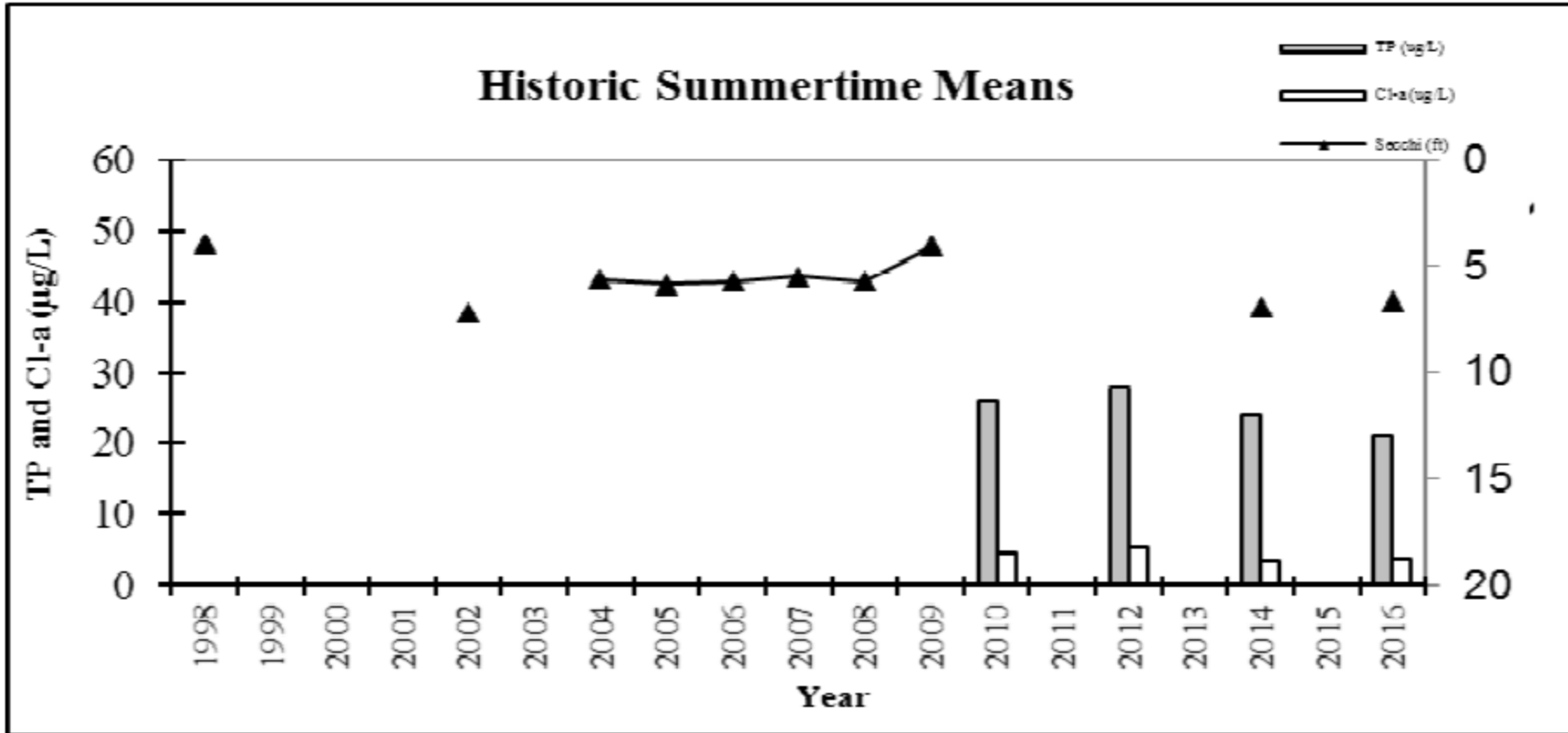
EAST BAY Coon Lake

Parameters shown: total phosphorus (TP), chlorophyll-a (Cl-a) and Secchi transparency.

Note: trend for phosphorus and chlorophyll-a is more consistent/noticeable than for transparency.

Trend: Improving

Coon Lake West Bay Water Quality Results



WEST BAY Coon Lake

Parameters shown: total phosphorus (TP), chlorophyll-a (Cl-a) and Secchi transparency.

Proposed 2019 Plan

- Continue the early spring treatment of CLP.
- Continue EWM spot treatments in East Bay.
- Do a lake-wide treatment of EWM and Hybrid EWM in West Basin

Can't count on grants in 2019.

Proposed 2019 Lake Treatment Plan

2019	
Permit Applications by January 2019	
April or early May CLP treatment, 25 Acres	\$ 7,500
EWM Treatment, 1 week after ice out on West Basin -1073 Acres	\$90,000
EWM Spot Treatment early June East Basin – 20 Acres	\$20,000
New Transect survey or AIS delineation	\$ 5,000
Total	\$122,500

Treasurer's Report

Special Report	
July 20, 2018	
	Current Month 2018
INCOME	YEAR to Date
Donations	\$0.00
Interest / Dividend Income **	\$2,039.40
Property Tax Assessment Receipts	\$6,217.98
Grant Income	\$0.00
Permit reimbursement	\$0.00
Positive Pay Credit Memo	\$100.00
Insurance Dividend	\$500.00
TOTAL INCOME	\$8,857.38
	Current Month 2018
EXPENSE	YEAR to Date
Printing, Envelopes, & Supplies	-\$296.71
Public Notice Expenses	\$0.00
Postage & PO Box Expenses	\$0.00
Insurance - MCIT	-\$1,332.00
Web Expenses	\$257.99
DNR Permit Fees	\$0.00
County - Charges for Assessment - other fees	-\$549.00
Surveys / Monitoring / Training	-\$525.00
Lake treatment Expenses	-\$3,642.84
Positive Pay Monthly Maintenance Fee	-\$110.00
Assessment Fee Refund to Members	\$0.00
TOTAL EXPENSE	-\$6,713.54
ACTUAL BALANCE	\$260,004.33

Proposed 2019 Budget

<u>Expenses:</u>	<u>Forecast</u>
CLP treatment, April or early May, 25 acres	\$7,500
EWM treatment, one week after ice out, 1073 acres in the West basin	\$90,000
EWM treatment, target early June, 20 acres in the East basin	\$20,000
Lake Survey Update	\$5,000
Testing / Training / Equipment	\$2,000
Financial Services	\$550
Insurance	\$2,500
Web site	\$350
Mailings / Postage / Communications	\$1,000
Office Supplies	\$500
Misc	\$1,000
Total Expenses	\$130,400

<u>Income:</u>	<u>Forecast</u>
Tax Assessment at \$100 per Household	\$44,700
Interest	\$1,060
Grants	\$0
Spending down our balance	\$84,640
Total Income	\$130,400

Coon Lake Improvement District Annual Meeting Motions for 2019

Motion for Projects over \$5,000.00

\$117,500 for treatment of Eurasian Milfoil and Curly leaf Pondweed in 2019 as part of the Lake Vegetation Management Plan to control invasive species.

Motion for Special Tax Assessment

Assessment of \$100 for the current property owners of record for a total of \$44,700

Motion for the 2019 Proposed Expenses

2019 expenses of \$130,400 including administration potential expenses.

Open Discussion, Questions